



Environment Strategy Annual Report 2018/19 and 2019/20

January 2021



UNIVERSITY OF
WINCHESTER

Document Title:	Environment Strategy Annual Report 2018/19 and 2019/20
Document Author:	Mat Jane – Head of Environment and Building Services Laura Dale – Environment and Sustainability Manager
Responsible Person and Department:	Mat Jane – Head of Environment and Building Services
Approving Body:	Board of Governors
Date of Approval:	27/01/2021
Date Effective From:	1
Review Date:	27/01/2022
Indicate whether the document is for public access or internal access only Indicate whether the document applies to collaborative provision? <i>(Strikethrough text, as appropriate)</i>	Public Access Internal Access Only Applies to Collaborative Provision
Summary:	
This report details progress against targets set in the University of Winchester Environment Strategy for the years 2018/19 and 2019/20.	

Table of Contents

Introduction.....	4
<i>Key Points.....</i>	4
<i>Recommendation.....</i>	4
Energy	5
<i>Renewable Energy Generation</i>	6
<i>Renewable Energy Procurement.....</i>	6
<i>Display Energy Certificates</i>	7
Water	8
Transport.....	9
<i>Campus Fleet Vehicles</i>	9
<i>Promoting Sustainable Transport.....</i>	10
Waste.....	12
<i>Chewing Gum.....</i>	13
<i>Coffee Cups</i>	14
<i>End of Term Move-Out</i>	14
Biodiversity.....	15
Community	16
<i>Reputation</i>	16
<i>People and Planet Green League.....</i>	16
<i>Supporting Local Charities</i>	16
Emmaus Hampshire.....	16
WinACC	16
Extinction Rebellion	17
Winchester Night Shelter	17
Trinity	17
Procurement.....	17
<i>Ethical Finance.....</i>	17
<i>Food</i>	17
<i>Paper Consumption.....</i>	19
Research, Teaching and Learning	19
Sustainable Buildings	21
Looking to 2020/21	21
Appendix 1	23

Introduction

This report details progress against targets set in the University of Winchester Environment Strategy. To avoid an overly long document, only key headline achievements and areas of concern are covered.

It should be noted that the global COVID-19 pandemic has had a significant impact on some of the metrics reported for the 2019/20 academic year.

An addition for this reporting period is the inclusion of the relevant SDGs against each section where they are applicable.

Key Points

1. Continued reductions in energy use in absolute terms and relative to the size of the estate
2. Significant improvements in renewable energy purchasing with the introduction of renewable gas (biomethane) purchasing
3. Continued improvements in the Government's Display Energy Certificates ratings for many buildings
4. Continued good progress in reducing water consumption
5. Continued good progress on reduction of paper consumption
6. Significant improvements in the area of sustainable transport

Area	Description	Progress by 2019/20 (2018/19)	Target	By When
Energy	Electricity, gas & oil consumption	47%	65% reduction relative to floor area	2025
Water	Consumption volume per M2	34%	40% reduction relative to floor area	2025
	Consumption volume per FTE	37%	30% reduction in water per staff and student FTE	2025
Transport- fleet	Decarbonising the University vehicle fleet	38%	100% electric or other forms of zero/low carbon powered vehicles	2025
Waste	Total waste produced onsite per FTE	46%	25% reduction in waste mass generated per staff and student FTE	2025
Waste- recycling	Segregated recycle onsite and within sorting facility	52% (64%)	increase recycling rates to 80% of all waste generated	2025

Recommendation

The Committee is recommended to note the report
 Chief Operating Officer

This report details progress against targets set in the University of Winchester Environment Strategy. The information within the document is for the 2018/19 and 2019/20 academic years.

Please note that the University carbon footprint data is covered in a separate Carbon Management Plan Annual Monitoring Report.

It should also be noted that due to the global pandemic in April 2020 the figures and results may not be the full picture under a business-as-usual scenario.

Energy



The University is a large user of gas & electricity. Excellent reductions in consumption of these natural resources have been achieved (per m²) since 2006/7. Significant investment in energy efficiency and management of energy has been made since the start of the Carbon Management Programme. Overall total kWh consumption of utilities has reduced per m² of the estate by 47% since 2006.

	2006/07	2018/20	2019/20	% change (2018/19 to 2019/20)	% change (2006/7 to 2019/20)
Electricity Intensity by M2 (kWh's)	78.69	68.25	61.52	-10%	-22%
Gas Intensity by M2 (kWh's)	133.73	84.42	80.55	-5%	-40%
Oil Intensity by M2 (kWh's)	54.98	0	0	N/A	-100%

Figure 1 - Table of energy consumption per m² 2006/7 to 2019/20

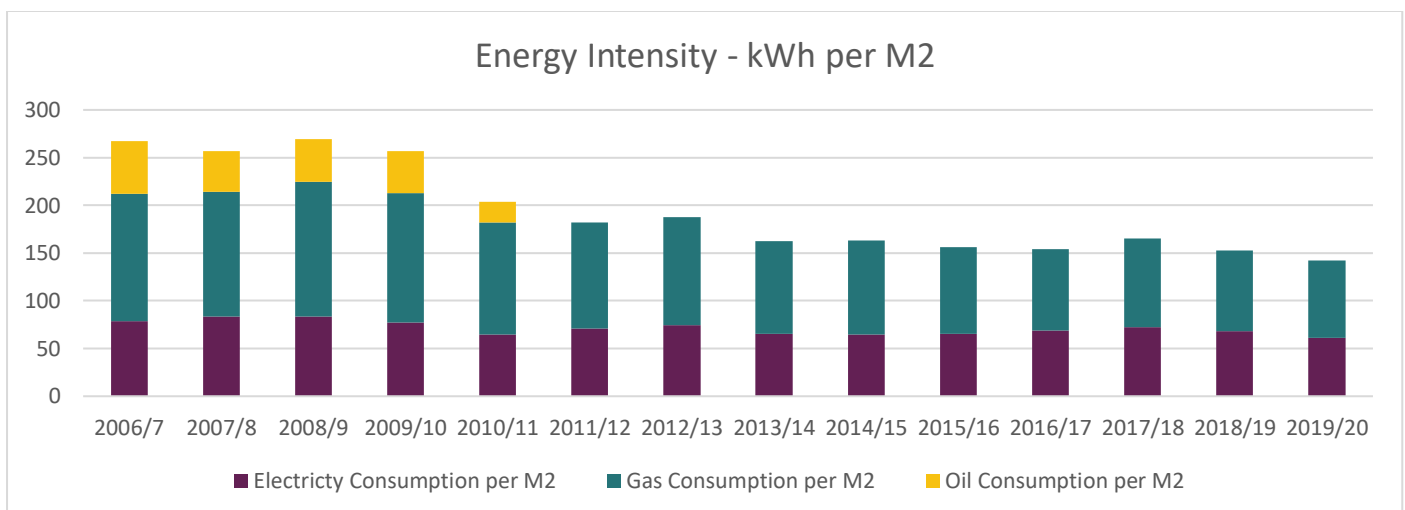


Figure 2 - Energy Intensity (kWh's per m²) 2006/07 to 2019/20

It is becoming apparent that the large gains made early in the energy reduction programme are starting to become more difficult to sustain. Therefore, large scale energy efficiency projects and mass plant upgrades will need to be considered in the long term. Projects such as low-carbon heat and large-scale renewables will need to be considered if the University is to continue to make on-going energy and carbon savings. To this end the University is using the REFIT framework, an Energy Performance Contract framework, for large scale energy efficiency measures which will start installation, if approved, in 2020/21.

Renewable Energy Generation

The University has four renewable energy installations. Solar Photovoltaics have been installed on the Burma Road Student Village Blocks A and D, St Alphege and Bowers Buildings. Total energy generation increased by 149% compared to 2011/12 which was the first year the university generated its own electricity. On site generation accounted for 1.35% of total electricity consumed in 2019/20.

In terms of carbon reduction, it is key to increase the production of onsite renewable energy, further opportunities for Solar Photovoltaic must be investigated.

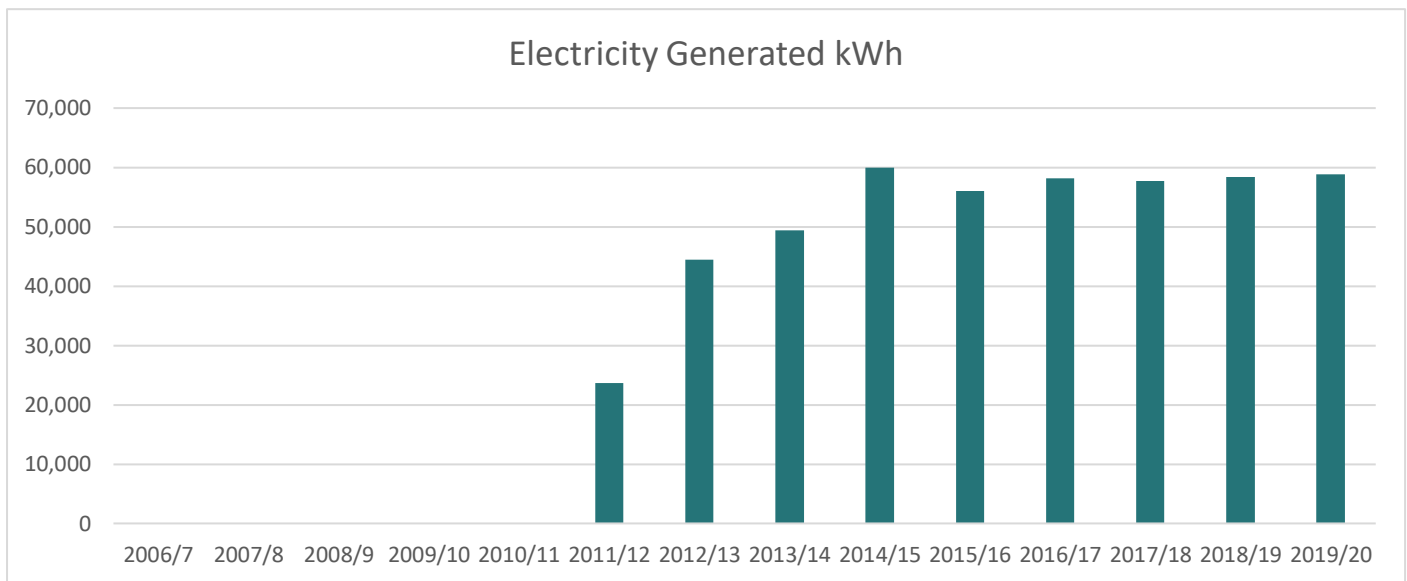


Figure 3 - Renewable Energy Generated on Campus

Renewable Energy Procurement

The University has been purchasing 100% renewable electricity since 2008, in 2019/20 the University also made the decision to procure a percentage of renewable gas. 47% of the University Gas consumption was purchased from renewable sources (generated from Biomethane). A copy of the REGO certificate for the renewable gas can be found at Appendix 1

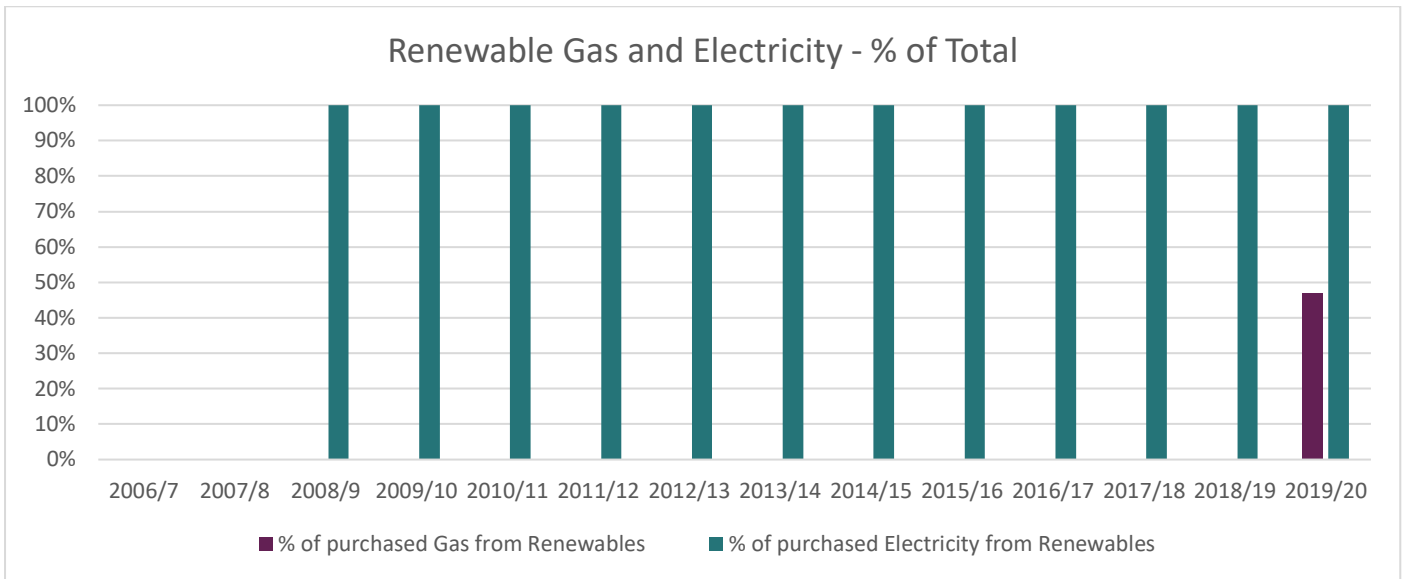


Figure 4 - Renewable Gas and Electricity - Percentage of total by year

Display Energy Certificates

Display Energy Certificates (DECs) were introduced by the Government in 2009 and must be displayed in the foyer of all public buildings over 1000m² in size. Recently the introduction of DECs for smaller buildings over 500m² and then 250m² were introduced. DECs on smaller properties are a legal requirement every 10 years but for benchmarking purposes the University will make voluntary DECs on all buildings over 250m² on a more regular basis. DECs are a public display of poor energy and carbon performance of the University’s buildings therefore it is essential to reduce the carbon emissions of the buildings. As demonstrated in figure 5 below, the energy efficiency projects which have taken place have improved the ratings of the buildings for which DECs are applicable. Good metering data has also helped to improve the ratings of some buildings along with the installation of renewable technology.

The average DEC rating has improved significantly since 2009/10, the average rating is now 56.18/C compared to 105/E in 2009/10.

However, as can be seen from the chart below the average DEC Rating has increased significantly due to the G rated DEC for the Winton Chapel in 2018/19. This is due to the benchmark for a Church being used rather than a normal campus building as the usage is very different from a traditional place of worship. The Chapel has significantly higher occupancy hours and different type of usage than a typical church upon which the energy benchmark is calculated. This has improved slightly to an F rating in the last 2 years.

It should be noted that the G rating for buildings in 2009/10 are default rankings due to having no useful energy data to compile the DEC with. DECs for an academic year are based upon the energy data from the previous academic year.

	2009/10	Operational Rating	2010/11	Operational Rating	2011/12	Operational Rating	2012/13	Operational Rating	2013/14	Operational Rating	2014/15	Operational Rating	2015/16	Operational Rating	2016/17	Operational Rating	2017/18	Operational Rating	2018/19	Operational Rating	2019/20	Operational Rating
Alwyn Hall	114	E	114	E	110	E	41	B	44	B	46	B	38	B	49	B	44	B	44	B	43	B
Herbert Jarman Building	93	D	102	E	72	C	38	B	36	B	43	B	36	B		B	41	B	49	B	42	B
Bowers/Centre for Sport	64	C	59	C	53	C	31	B	27	B	25	A	26	B	29	B	23	A	41	B	41	B
Winton Building	109	E	111	E	81	D	70	C	70	C	65	C	68	C	66	C	66	C	74	C	62	C
Martial Rose Library	89	D	88	D	77	D	57	C	57	C	64	C	46	B	43	B	43	B	49	B	53	C
Medecroft	76	D	70	C	55	C	51	C	39	B	44	B	32	B	34	B	33	B	37	B	36	B
Paul Chamberlain Studios	N/A	N/A	N/A	N/A	24	A	19	A	20	A	19	A	16	A	17	A	16	A	17	A	24	A
St Alphege	N/A	N/A	N/A	N/A	N/A	N/A	N/A	N/A	30	B	27	B	25	A	19	A	N/A	N/A	N/A	N/A	N/A	N/A
St Edburga/Alphege	200	G	84	D	74	C	33	B	32	B	26	B	40	B	53	B	40	B	37	B	36	B
St Elizabeth's Hall	91	D	67	C	71	C	46	B	43	B	42	B	38	B	38	B	42	B	33	B	40	B
St Grimbalds	73	C	90	D	83	D	59	C	60	C	59	C	52	C	54	C	53	C	49	B	48	B
TAB and FWB	73	C	72	C	63	C	53	C	54	C	56	C	48	B	64	C	58	C	58	C	54	C
The Stripe	97	D	101	E	91	D	50	B	57	C	56	C	42	B	42	B	43	B	51	C	59	C
King Alfreds Campus	200	G	69	C	67	C	88	D	76	D	67	C	59	C	61	C	59	C	64	C	60	C
West Downs Business School	96	D	83	D	73	C	52	C	67	C	57	C	56	C	60	C	56	C	59	C	54	C
St Swithuns (500 m2)	N/A	N/A	N/A	N/A	N/A	N/A	51	C	N/A	N/A	N/A	N/A	54	C	54	C	54	C	54	C	60	C
St James Hall (500 m2)	N/A	N/A	N/A	N/A	N/A	N/A	77	D	N/A	N/A	N/A	N/A	79	D	79	D	79	D	79	D	87	D
Medecroft Annexe (500 m2)	N/A	N/A	N/A	N/A	N/A	N/A	57	C	N/A	N/A	N/A	N/A	46	B	46	B	46	B	46	B	55	C
Kenneth Kettle (250 m2)	N/A	N/A	N/A	N/A	N/A	N/A	N/A	N/A	N/A	N/A	N/A	N/A	112	E	112	E	112	E	112	E	120	E
Holm Lodge (250 m2)	N/A	N/A	N/A	N/A	N/A	N/A	N/A	N/A	N/A	N/A	N/A	N/A	30	B	30	B	30	B	30	B	30	B
Masters Lodge (250 m2)	N/A	N/A	N/A	N/A	N/A	N/A	N/A	N/A	N/A	N/A	N/A	N/A	41	B	41	B	41	B	41	B	45	B
Bar End (250 m2)	N/A	N/A	N/A	N/A	N/A	N/A	N/A	N/A	N/A	N/A	N/A	N/A	104	E	104	E	104	E	104	E	38	B
The Chapel (250 m2)	N/A	N/A	N/A	N/A	N/A	N/A	N/A	N/A	N/A	N/A	N/A	N/A	N/A	N/A	N/A	N/A	191	G	149	F	149	F
Average Rating	105.77	E	85.38	D	71.00	C	51.35	C	47.47	B	46.53	B	49.45	B	52.14	B	61.37	C	58.05	C	56.18	C

Figure 5 - Display Energy Certificates by building 2009/10 to 2019/20 (100 is typical)

Water



Water consumption continues to reduce across campus, the Estates department has introduced a new standard specification document for construction and refurbishment which requires that water saving devices must be installed in all new buildings and refurbishments. The Monitoring and Targeting (M&T) system continues to identify areas of water leakage and poor efficiency.

A large leak on the King Alfred's Campus was identified with the use of the Monitoring and Targeting system, which led to a significant increase in the amount of water used by the University at the beginning of 2019/20. Due to the site being located on chalk it took several months to identify where the leak was located.

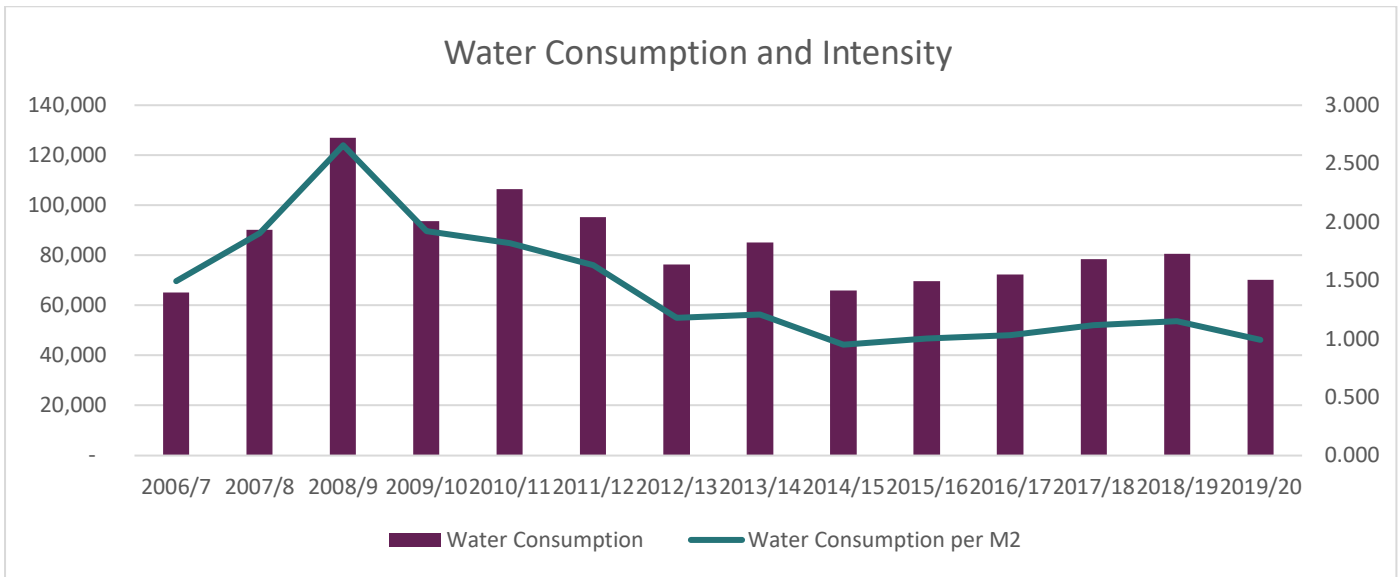


Figure 6 - Water Consumption (m³) and Water Intensity (m³ by m² of estate) 2006/7 to 2019/20

Water consumption per m² of estate has reduced by 34% since 2006/07.

Transport



A number of new transport initiatives and projects have been launched since the last reporting period.

Campus Fleet Vehicles

The University now has 13 fully electric vehicles in its growing fleet. The entire maintenance fleet has been replaced with electric vehicles (note a high efficiency petrol vehicle is still retained for callout purposes), the post van has also been replaced as has one of the University Pool Cars with an electric vehicle. This has had a significant impact in the amount of diesel and petrol being bought to fuel campus vehicles, with volumes reducing by 45% and 74% respectively compared to the previous year.

Electric Vehicles made up 38% of the entire University fleet at the end of 2019/20, an increase of 34% on the 2018/19 academic year.

It should of course be noted that the global pandemic has had a significant impact on the amount of fuel being used in the last 6 months of 2019/20 academic year during the national lockdown and resulting restricted campus activity.

It is expected that the majority of the University fleet will be changed to Electric technology as the vehicles are replaced. Please note that the data submitted to HESA in 2006 to 2008 is not reliable and has therefore been excluded in accuracy grounds from this dataset.

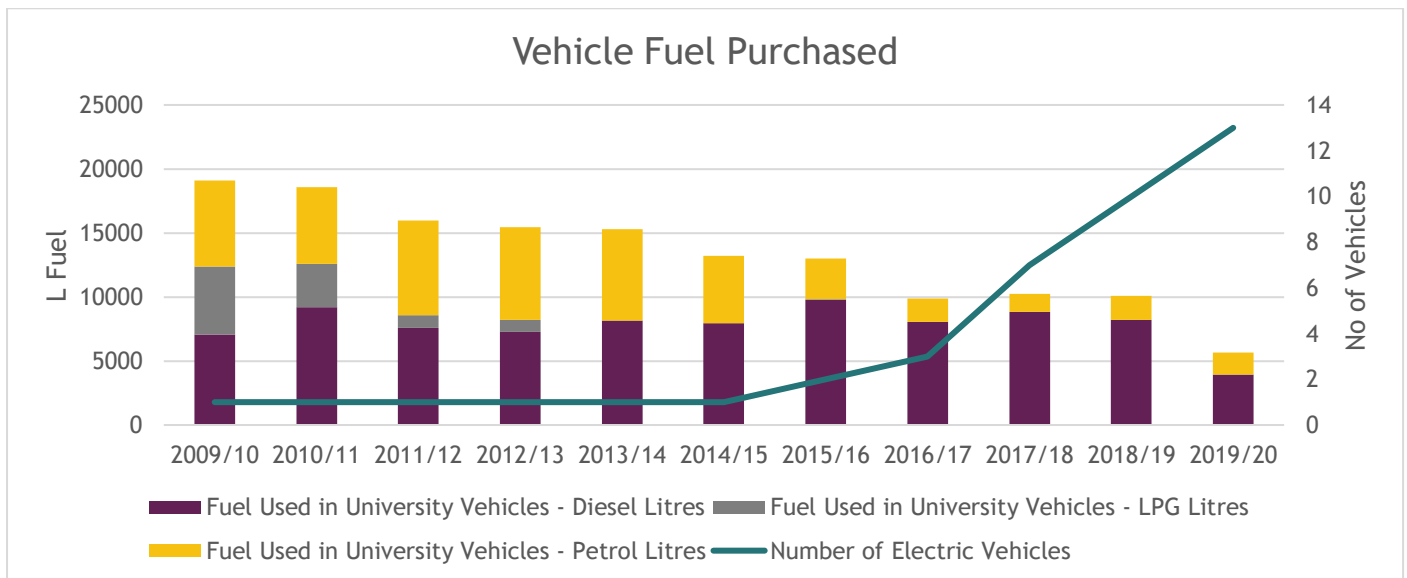


Figure 7 - Fleet Vehicle Fuel Consumption and Electric Vehicles 2009/10 to 2019/20

Promoting Sustainable Transport

The University's Travel Plan was published in 2016 and sets out the commitment to support students and staff to travel sustainably, reducing single occupancy car use and producing a modal shift to sustainable transport options. The University has continued to secure new discounts on public transport and with local suppliers, to diversity the travel offers to staff and students. Examples are listed below.

In 2016/17, parking income from permits and enforcement was ringfenced for sustainable travel initiatives.

Bus

A 20% discount for staff and students on Bluestar bus 30-day and 90-day network tickets, covering all Bluestar services, including the Bluestar 1 to Winchester.

A 10% discount for staff on 13-week or annual Stagecoach Winchester Megarider or Megarider Gold tickets.

Students also receive a discount on Stagecoach season tickets. These tickets can be purchased per semester or at an annual price. Zone 1 student season tickets cover Winchester city limits and Zone 2 tickets cover the wider Hampshire area.

Cycling

A Bike Doctor event is held monthly during term time, run in conjunction with Bespoke Biking, enabling staff and students to bring their bikes for a free service and minor repairs. This event usually runs from October to the following April, the first Thursday of every month.

The University has recently installed cycle maintenance stands in two locations on the University site, these stands offer bike users the option to undertake small maintenance tasks on the go.

Train Travel

A discount on South Western Railway (SWR) season tickets for students was secured at the end of 2016/17 for implementation in 2017/18. Students can save up to 1/3rd when buying a SWR season ticket, compared to the cost of daily tickets.

Information on transport options was distributed via dedicated intranet webpages, the University’s external website, staff and student pocket guides, staff and student induction talks, leaflets and social media. Sustained promotion through these channels has helped increase staff and student uptake of different transport options and reduced single occupancy car travel to campus.

Park and Ride

Park & Ride has become an increasingly useful option for those wishing to commute by car and has eased pressure on car parking spaces at the University. In 2018/19 Park and Ride journeys increased significantly to 31,160 journeys undertaken by staff and students. This represents a 460% increase on the first year of operation of the P&R service in 2011/12.

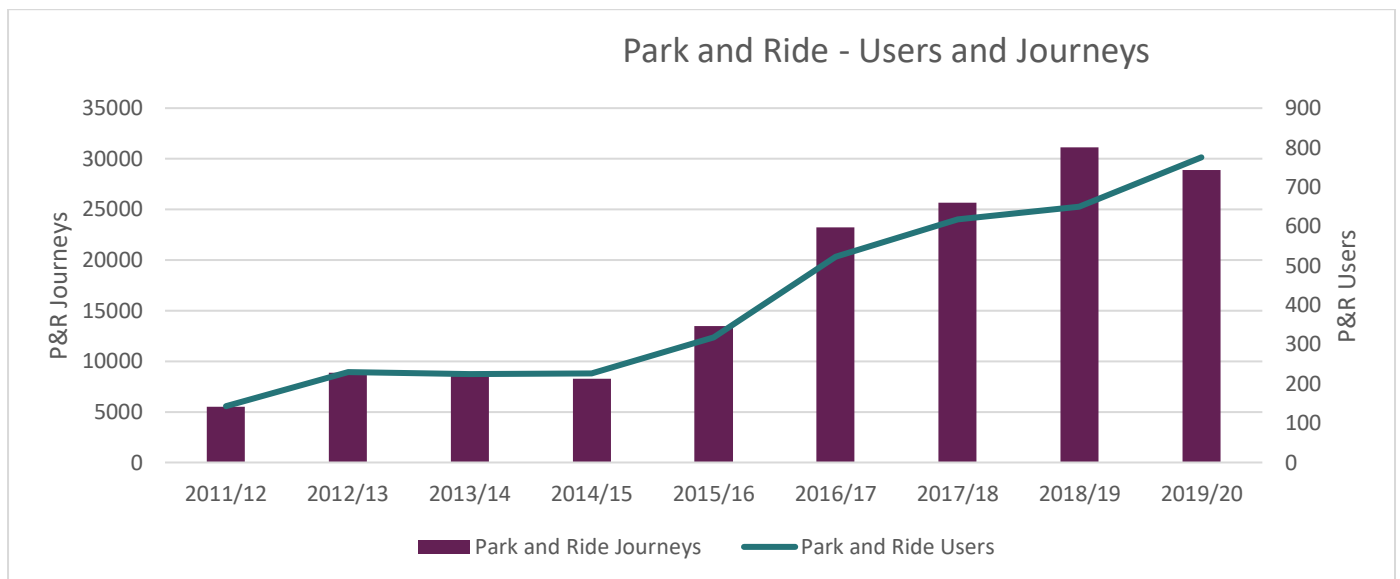


Figure 8 - Park and Ride statistics by year

There was a reduction of 7% in P&R journeys in 2019/20 due to the global pandemic, however the number of users of the scheme increased in this reporting year by 19%.

EASIT Membership

The University remained a member of the easitHAMPSHIRE network with all staff being eligible to join the scheme, enabling access to a suite of discounts. This included a 15% discount on all South Western Railway journeys into Winchester. EasitHAMPSHIRE membership amongst staff has grown steadily since 2014/15, as shown in figure 9. Of the 338 members who have registered, 227 are using the Halfords bus discount and discounted bus travel and the other 61 are using the rail discounts.

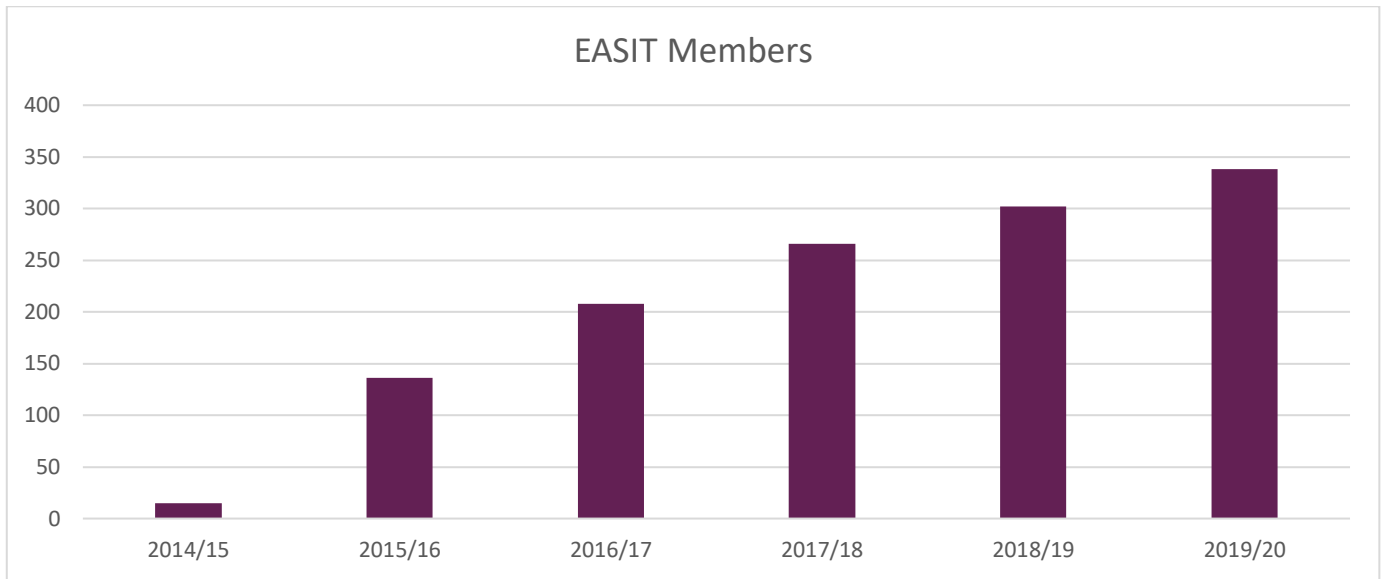


Figure 9 - EASIT Members by year

Waste



The University retendered its waste contract in 2015/16 with the new contract being awarded to Suez Environmental. The new contract started in January 2016. It is a collaborative contract with 7 other Universities on the south coast and utilises the latest pay by weight technology.

	2018/19 (Tonnes)	2019/20 (Tonnes)
Total Waste to Landfill	0	0
Total Energy From Waste	197	179
Total Recycled	356	194
Total Waste Weight	553	373
Total Recycling Rate	64%	52%

Figure 10 - Waste breakdown per year

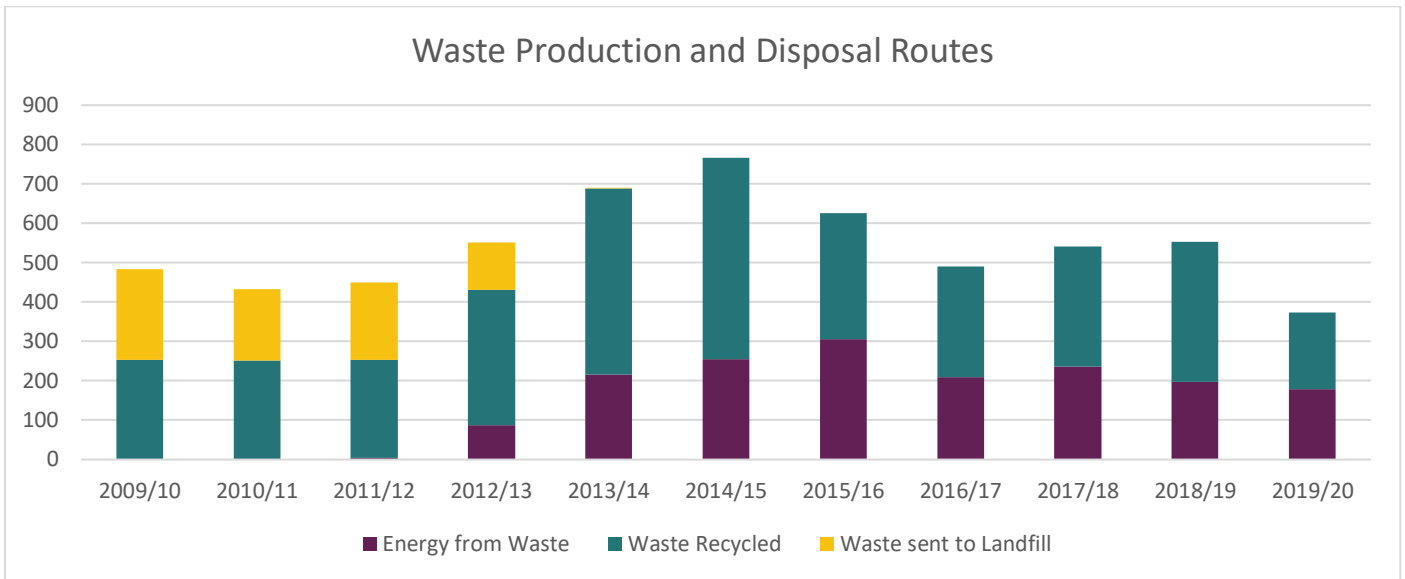


Figure 11- Total Waste Production by year

In 2018/19 the University recycling rate was 64% a significant improvement on the recycling rate the previous year of 56%. However, as a result of the global pandemic, the University recycling rate decreased dramatically again in 2019/20. Due to collapsing markets for recyclable materials and uncertainty on staffing levels due to the national furlough scheme, the waste contractor was forced to send all recycling to incineration. Despite this the University still managed to achieve a 52% recycling rate.

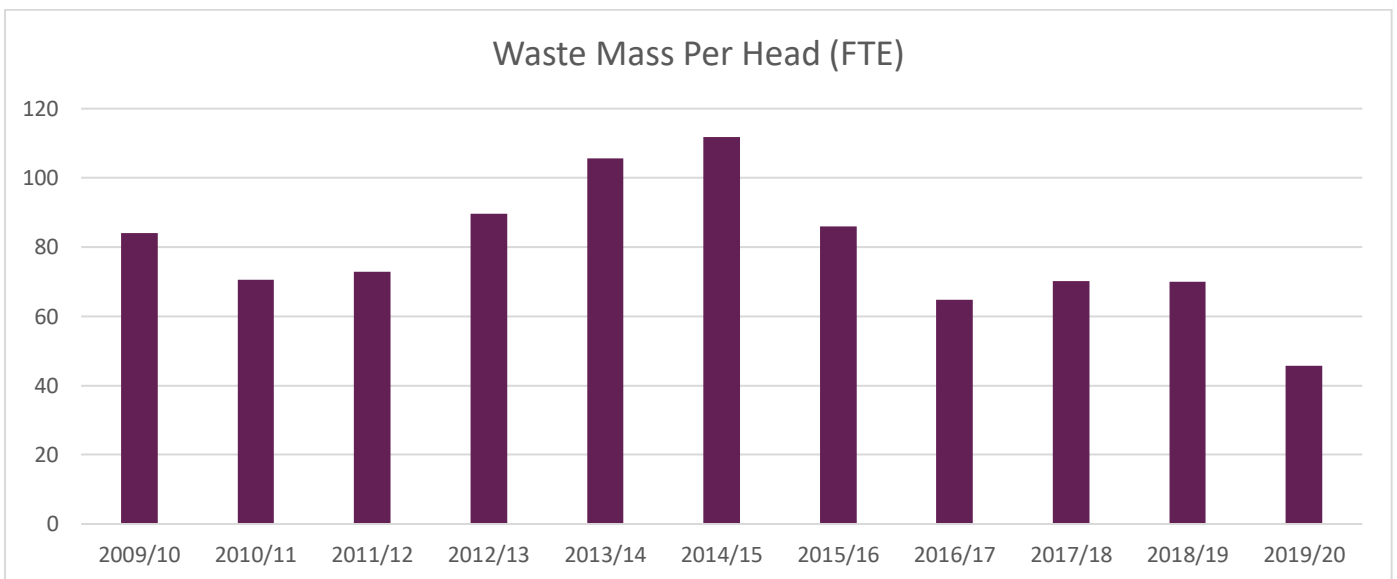


Figure 12 - Waste Mass Per FTE by year

Figure 12 shows that the amount of waste being generated by each member of staff and student has also decreased, however the impact of the Global Pandemic in 2019/20 should be considered as the amount of waste being generated and the number of staff and students on campus was minimal. Waste mass per head has reduced by 46% since the first year of reliable waste data in 2009/10.

Chewing Gum

In September 2016, the University entered into a contract with Gumdrop Ltd to collect and recycle chewing gum and installed 11 Gumdrop bins across King Alfred and West Downs campuses. The University collected 3kg of chewing gum during 2016/17 which was sent to Gumdrop to be recycled into new plastic products, including reusable Gum-tec Americano mugs. In 2019/20 there has been a significant increase in the number of Gumdrop bins we have on site. There are now 26 Gumdrop bins across the University, 12 external and 14 internal. We also have a Gumdrop keyring (a smaller version of the Gumdrop bin) that can be attached to a keychain), so students can recycle their gum on the go.

The Gumdrop bins have made a marked improvement to the amount of chewing gum littering the campus.

Coffee Cups

The University runs an award-winning disposable coffee cup reduction initiative. In November 2016, a 25p surcharge was introduced on all hot and cold drinks purchased in a disposable cup and between February and August 2017, 3000 Gum-tec Americano mugs, made partly of recycled chewing gum, were given away to staff and students on a first come first served basis.

In 2018/19 this scheme was expanded further with reusable china being offered for drink in sales in coffee outlets across campus.

The two initiatives produced to a dramatic change in consumer behaviour. Average sales of drinks in reusable cups increased substantially, with 41% of all sales being in reusable cups in 2018/19 and 53% of all sales being in reusables in 2019/20. This equates to a saving of over 100,000 disposable cups from being used at the University over the last 2 academic years.

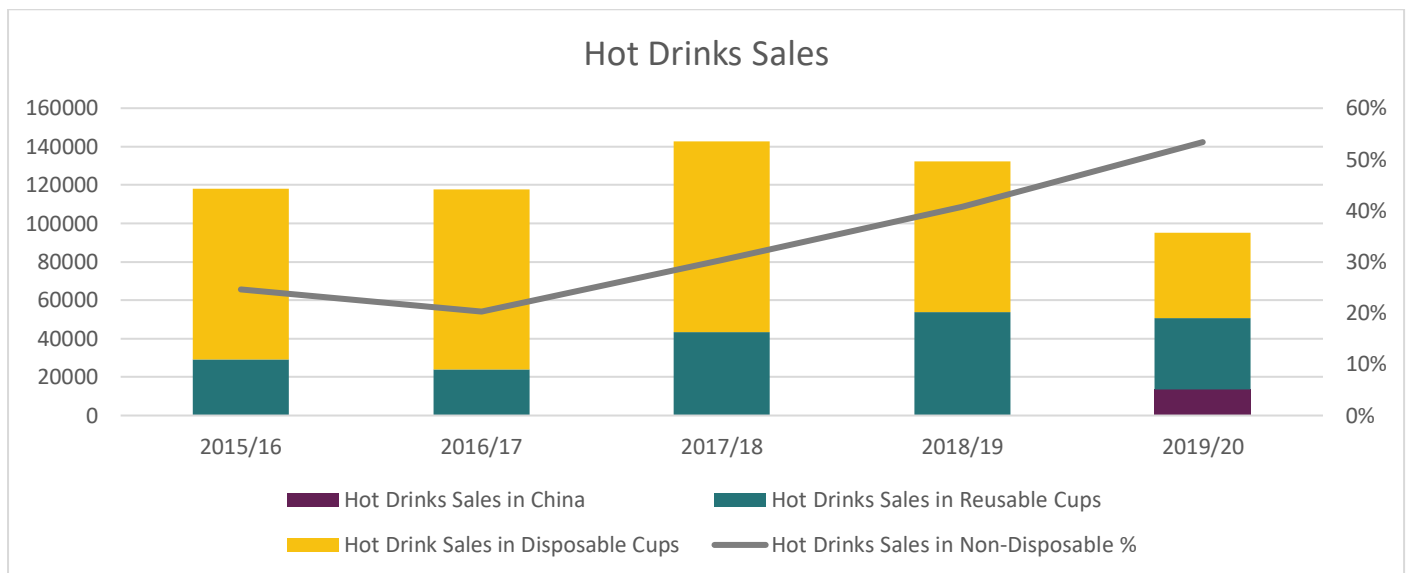


Figure 13 - Hot drinks sales breakdown per year

End of Term Move-Out

In 2018/19, the University continued its end-of-year move-out project called 'Bag It Up' supporting students to donate unwanted items to a good cause when they vacated their halls of residence. This was the third successive year of the Bag it Up campaign. Students were provided with bags and stickers for clothing, bedding, homeware, kitchenware, books and other items. These were collected weekly by

University staff and student helpers. These donations were split between local charities, including but not limited to; Emmaus Hampshire, Trinity, Winchester Night Shelter, and Winchester Basics Bank. In total, 502 bags of items were donated, weighing 1.7 tonne.

In addition, some bespoke kitchen packs were made for Winchester Night Shelter, by our portering team, using donated kitchen items, for use in the night shelters temporary accommodation.

Unfortunately, due to the global pandemic this initiative was unable to take place in 2019/20.

Biodiversity



The University's 2012 Biodiversity Action Plan (BAP) was updated during the summer of 2016 in conjunction with Hampshire and Isle of Wight Wildlife Trust. The Wildlife Trust undertook a full re-survey of the campus and produced an updated BAP report featuring a series of actions to maintain, enhance and create new habitats across the campus.

Projects completed since the 2016 BAP was launched:

- Installation of five new bat boxes in various locations on King Alfred Campus
- Installation of a nestcam in a new bird box on The Cottage
- Maintenance of the wildlife ponds at Holm Lodge, St Grimbolds and next to the KKB by staff and student volunteers
- Removal of invasive sycamore seedlings and creation of a log pile in the Alwyn copse by student volunteers
- Reduction of mowing regimes around the edge of The Dytche to create long grass habitat and enable existing wildflower species to flower
- Reduction of spring and summer mowing regimes around St Grimbold's and St Elizabeth's Hall to protect the population of White Helleborine orchid
- Sections of wildflower areas left uncut in autumn to provide habitat for overwintering insects
- Creation of hedgehog highways along the boundary fence lines of King Alfred and West Downs campuses
- Small mammal survey of King Alfred and West Downs campuses
- Conservation and tree planting initiatives implemented as part of Go Green Week
- Swift box building workshops
- Discussions with Landlords and Hampshire Swifts charity to talk about installing swift boxes around Winchester.
- Hedgehog box workshops were completed with Students assisted by members of the University Maintenance Department.

- Hedgehog tracking activity with grounds, estates and other interested parties. Results conclude hedgehog activity across University sites. 3 Hedgehog boxes were deployed on campus with another 3 planned for next year.

Community



Reputation

The University continues to support the Hampshire Sustainable Business Network and the HOE&BS and the Environment & Sustainability Manager regularly present on sustainability issues to Hampshire businesses involved in the network.

The HOEBS has stepped down from the position of chair of the Hampshire Public Sector Sustainable Development Group but the University continues to be a member. The Group meets three times a year, comprising representatives from public sector organisations across the county sharing best practice and updates on sustainability initiatives.

People and Planet Green League

The University was ranked 32nd in the 2018/19 People & Planet Green League (out of 154 HEIs), having risen 40 places from 72nd in 2015-16. A set of new environmental pages was created on the University's external website detailing all sustainability initiatives in place or in progress at the University. These include ethical investment, staff and student engagement, education for sustainable development and biodiversity commitments. The information presented is used by People & Planet, in combination with EMR data submitted in the University's HESA return to score the institution's environmental and ethical credentials and determine the Green League ranking.

The Green League was not run in 2019/20 due to the global pandemic.

Supporting Local Charities

Emmaus Hampshire

The University formed a close working relationship with Emmaus Hampshire during 2017/18 and following the success of the end-of-term clear-out, however this initiative was suspended for 2019/20 due to the global pandemic. The University will look to partner with Emmaus again in 2020/21

WinACC

The University continues to support Winchester Action on Climate Change (WinACC) with annual funding and office space. The University nominated trustee is the Glen Fosebray, lecturer in Creative Writing.

Extinction Rebellion

The University continues to support extinction rebellion and has supported local action by giving staff the opportunity to attend events if they wish to do so. The group is also supported through the provision of meeting space.

Winchester Night Shelter

Following the success of the Bag It Up campaigns, the University has also partnered with other local charitable organisations beyond Emmaus. The Bag It Up campaign delivered bespoke kitchen packs for the Winchester Night Shelter, for use in their temporary accommodation.

Trinity

The Universities Portering team helped support for Big Sleep Out event in 2019/20 by helping to collect cardboard for the event from local businesses and by also collecting the cardboard for recycling after the event.

Procurement



This is an area where further work is needed to build on the inclusion of Guidance on Sustainable Procurement section in the Procurement Policy and Procedures. These require that sustainable procurement principles be considered at all times when purchasing goods and services for the University. However excellent performance can be seen in the area of finance, paper (procurement and consumption) and food.

Ethical Finance

In 2018/19, the new West Downs Centre Building became the first building in the HE Sector to be funded using an ethical finance.

Rebecca Pritchard, Head of Business Banking at Triodos Bank UK, said: “There is a huge opportunity to promote large-scale positive change in the education sector. This is our first loan to a UK university, and it represents a significant moment in the bank’s history by highlighting our commitment to supporting pioneering educational institutions. Higher education is a cornerstone to building a more sustainable and inclusive society, and in the coming years we are looking forward to working with more universities that are aligned with this mission.”

Triodos Bank is a global pioneer in sustainable banking using the power of finance to invest in projects that are good for people and the planet. Triodos uses its €14.5 billion (2017) in assets to create social, environmental and cultural value in a transparent and sustainable way.

Food

The University of Winchester continued to be a leader with regards to sustainable food, particularly in the Higher Education sector.

The Catering department have worked hard to provide the most ethical and sustainable catering possible and each year they have made improvements in their supply chains to introduce local sustainable products. They procured free range pork and chicken as well as UK produced higher welfare meat. Across campus, including in all coffee shops, they used sustainably caught and Marine Stewardship Council (MSC) fish, Royal Society for the Prevention of Cruelty to Animals (RSPCA) Assured foods (previously Freedom Food), organic eggs and milk.

The department bought seasonal and local produce wherever possible, including organic beef burgers and beef mince, as well as Fairtrade organic bananas.

The University, as signatory of the Humane Society's Creature Kind Commitment, endorsed the use of non-meat and dairy alternatives, such as organic soya milk and coconut and oat milk, which played an important part of menu development. Additionally, vegan cheese became a staple item across the outlets and was available for both pizzas and burgers.

The department reviewed the purchase of new equipment to include the full life costing and installed energy saving devices such as a heat recovery unit; this recycled the heat from several fridges to create hot water for the dishwasher

The University, which is a Hampshire Fare member, supported individual supplier members and the Catering Manager sits on a number of different groups including The Winchester Fairtrade Network, the National Sustainability group for The University Caterers Organisation (TUCO) and the new TUCO palm oil group, which was created in 2018 to work with the Roundtable on Sustainable Palm Oil (RSPO) on a wider accreditation system for universities.

The department was also a founding member of the Winchester City Food Group and was awarded a number of accolades for its sustainable food including;

- Sustainable Restaurant Association (SRA) 3-star Accreditation, the first University to achieve this. Top 20 status in 2017/18 out of 6,000 SRA businesses
- Soil Association accreditation for a variety of menus including 3 Silvers and 1 Gold, another first for the sector
- Compassion in World Farming (CIWF) Good Egg award for using only free-range eggs
- CIWF Good Chicken award for using only free-range chicken, yet another first for the sector.
- Good Dairy Award for using organic milk, sourced locally when available.
- Received MSC accreditation from TUCO and MSC in 2020

The department have also been monitoring their CO₂e output in relation to meat and dairy use and it's reduction by the inclusion of plant-based alternatives within the menus. This gradual switch to include plant-based alternatives has seen a 22% reduction in Co₂e since 15/16

Paper Consumption

The University continues to buy only 100% recycled paper and has worked hard to reduce its paper consumption by the use of innovative technology, portable devices and online submission.

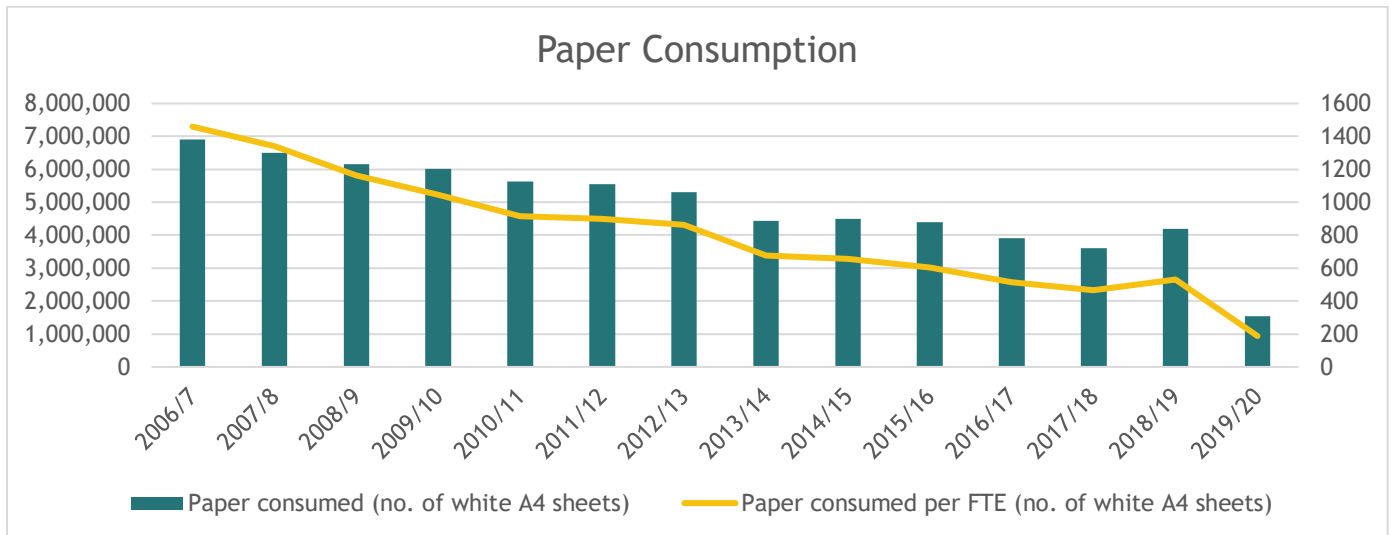


Figure 44 - Sheets of paper consumed by year total and per FTE

The amount of paper consumed by the university is continuing to decrease. In 2006/7 the University consumed 6.9m sheets of paper but this had reduced to 3.6m in 2017/18, a reduction of 48%. A significant increase in paper consumption occurred in 2018/19 when free printing for students was introduced at the request of the Student Union President. This was removed in 2019/20 and replaced by a fair usage policy and paper consumption decreased significantly. However, the global pandemic will also have made a significant impact on the amount of paper being consumed in 2019/20.

Research, Teaching and Learning



In November 2016, the University published a five-year strategy for Climate Education at the University of Winchester. It set out an objective to:

“[...] ensure by 2021 every graduate will have learnt about and explored issues relevant to climate change.

Climate change education will be made available, accessible and relevant for all undergraduates, whatever their chosen subject, so that the success and hallmark of being a Winchester graduate will include an appreciation of three key issues: the affect on social justice, the ubiquitous impact and, above all, the urgency of the challenges presented by climate change.”

To implement this strategy, the university and students’ union, in partnership, have embarked on a range of initiatives building on existing good practice. Many academics across the university have included ESD content and pedagogies (knowingly and unknowingly) as a part of their teaching, learning, and assessment for many years and the Climate Change Education Working Group has made significant progress in advancing this agenda across the faculties and through the informal curriculum.

As a means of achieving the aims of the Climate Change Education strategy, the university and students’ union signed up to the [NUS Responsible Futures](#) scheme. The university appointed a member of staff, on secondment from NUS, to lead the scheme for the first academic year (two days per week, October 2017- June 2018).

Planning for Responsible Futures commenced summer 2017. This included convening the Responsible Futures Working Group, transforming the Climate Change Education Group to the Responsible Futures Steering Group, developing a GANTT chart and an action plan, and drafting a plan for the delivery of a curriculum audit to investigate the inclusion of the UN Sustainable Development Goals in all modules across the university. The implementation of the Responsible Futures programme will take place beginning in the 2017-18 academic year.

During the 2017-18 academic year, a curriculum audit was conducted on behalf of the University’s Responsible Futures Steering Group. The aim of the curriculum audit was to determine the current levels of teaching, learning, and assessment relating to the UN Sustainable Development Goals (SDGs), the University’s three core values, and Education for Sustainable Development pedagogy within taught undergraduate modules.

The curriculum audit covered all four University faculties and encompassed almost 1500 modules. The headline results of this audit, that were released in the 18/19 academic year, show that 49% of the University’s undergraduate modules cover at least one issue related to the SDGs, with 6% of modules covering five or more of the goals. In respect of the University’s values, 43% of our undergraduate modules reflect at least one of the values, with 10% reflecting all three. More in-depth findings were fed back to senior academics independently.

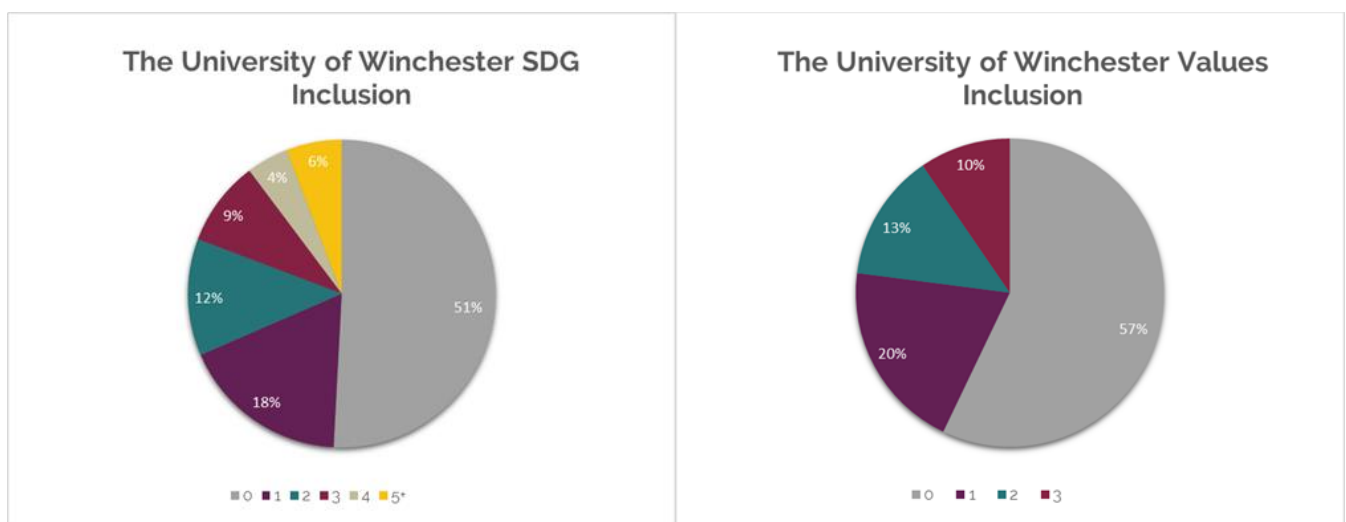


Figure 55 - Results of the Responsible Futures Audit

The University of Winchester and Winchester Students Union gained Responsible Futures accreditation in 2019 with a score of **261 points**. This accreditation will be valid for three years, until April 2022, at which time another audit will be required to re-validate our accreditation. This result is fantastic for the University and demonstrates the commitment we have made, at all levels, to embedding ESD across all aspects of our institution.

Sustainable Buildings



The University continues to ensure that all new build and refurbishment projects are built to the highest environmental standards.

Construction work began in 2017/18 on the new West Downs Centre. This building boasts a number of sustainable features including a combined heat and power plant, heat recovery systems, rainwater harvesting, a green roof and solar photovoltaic panels. The building is on target to achieve a BREEAM (Building Research Establishment Environmental Assessment Method) 'Excellent' rating. The building is also being built to achieve WELL certification, an international building standard for measuring how a building impacts on its users' health and wellbeing.

Looking to 2020/21

Environmental Management System

The University will sign up to the University Sector Eco-Campus scheme. This is a sector specific programme for Universities to obtain ISO14001 status.

Energy Procurement

The university is looking to significantly increase its energy procurement from renewable sources.

Single Use Plastics

The University will publish its new strategy to be plastics free in the next reporting period.

REFIT

Next year the University will have finalised its campus wide feasibility study for large scale renewable and low carbon energy efficiency measures using the REFIT Framework. Identified projects will be presented to the Board of Governors for final approval.

Student & Staff Engagement

The university will look to improve staff and student engagement with an online awards portal.

Reporting & Benchmarking

The university will look to improve its ranking in the People and Planet Green University League

Campus Developments

It is expected that the University will Achieve BREEAM Excellent for the new West Downs Centre building.

It is also hoped that and become the first University in the country to achieve WELL status for the new building in addition to BREEAM certification.

Appendix 1

Copy of 'renewable gas guarantee of origin certificate for 2019/20

GreenGas

CERTIFICATION SCHEME

Date Created:	18/02/2020 20:53:31
Date Printed:	18/02/2020 20:53:35
Certificate issued to:	THE UNIVERSITY OF WINCHESTER
Renewable Gas Guarantees of Origin:	G0049MP06888359E0918 to G0049MP09587332E0918
Injection Date:	Quarter Ending in September 2018
Technology/Feedstock:	Biomethane from products/co-products
Injection Location:	England, United Kingdom
Amount:	2698974 kWh
Certificate Pin Number:	138106
Green Gas Producer:	Brinklow Biogas Ltd Highwood Farm, Coventry Road, CV23 0NJ, England, United Kingdom
Green Gas Supplier:	Corona Energy Retail 2 Limited 50 Lothian Road, Festival Square, Edinburgh, EH3 9WJ

The lifecycle emissions associated with the production of this biomethane is no more than 125.28 g CO₂ equivalent per kWh. For 2698974 kWh this is no more than 338.13 tonnes of CO₂. For further information on GHG emissions including factors for reporting to the GHG Protocol please visit the website here - www.greengas.org.uk/certificates/emissions-reporting. Renewable Gas Guarantees of Origin listed on this certificate have been generated in respect of gas that has received a production subsidy from the UK Government's Renewable Heat Incentive (RHI).

About this Certificate

© Renewable Energy Assurance Ltd 2011. 'Green Gas' and the Green Gas logo are trademarks of Renewable Energy Assurance Ltd. All rights reserved. Only certificates produced by the Renewable Energy Assurance Ltd using its proprietary systems are valid. You must not copy for an improper purpose, falsify, counterfeit or tamper with this certificate. It may be an offence to do so, or to knowingly provide a certificate which has been interfered with. Renewable Gas Guarantees of Origin listed on this certificate have been issued to the party named above and are not transferable or for resale. For further information on this certificate, please visit www.greengas.org.uk/certificates.

13810636-ec33-4a8d-998d-29919044890
ea87ab25911e1dc08cd46e57de3f12db